

(+351) 93 643 76 49 | comercial@atan.pt | www.atan.pt



**atan** *torcUp*  
**UNCOMPLICATED  
HYDRAULIC BOLTING**

**TU SQUARE DRIVE TORQUE WRENCH**

# TU

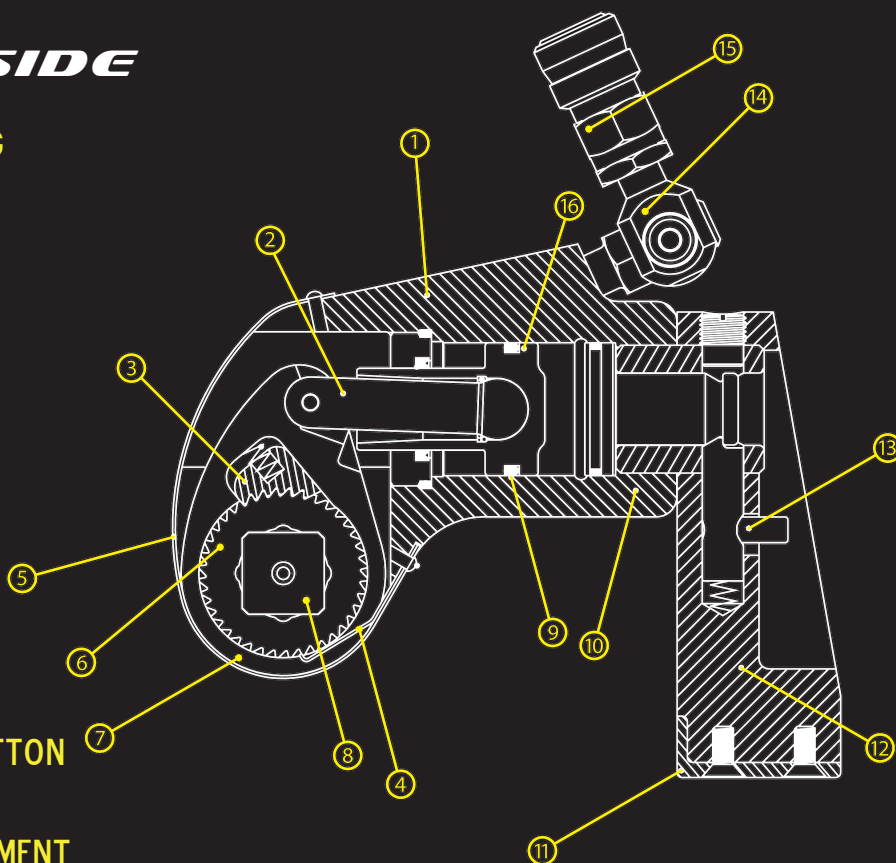
## SQUARE DRIVE HYDRAULIC TORQUE WRENCH THE WRENCH WITH STYLE

NOT ONLY DOES THE TU SERIES LOOK GOOD ... BUT IT PERFORMS GREAT!! THE "GO-TO" TOOL ON EVERY JOB-SITE IS THE TU SQUARE DRIVE HYDRAULIC WRENCH. FROM 130 FT/LBS TO 60.000 FT/LBS THE TU IS THE ONE TOOL THAT ALL CUSTOMERS KNOW WILL BE THERE WHEN THEY NEED IT. WITH ONLY THREE MOVING PARTS CONSTRUCTED FROM THE HIGHEST GRADE AEROSPACE ALLOYS, THE TU PROVIDES YEARS OF TROUBLE FREE OPERATION. WHEN IT COMES TO LUBRICATION AND PREVENTATIVE MAINTENANCE, THERE IS NO SQUARE DRIVE HYDRAULIC WRENCH COMPARABLE TO THE TU SERIES. RELIABILITY, EASE OF USE, EASE OF FITMENT ON APPLICATIONS, SIMPLE TO MAINTAIN ... THIS IS JUST THE START OF A LONG LIST OF FEATURES THAT BENEFIT THE USERS OF THE TU SERIES. AND LAST BUT NOT LEAST ... MADE IN USA!!

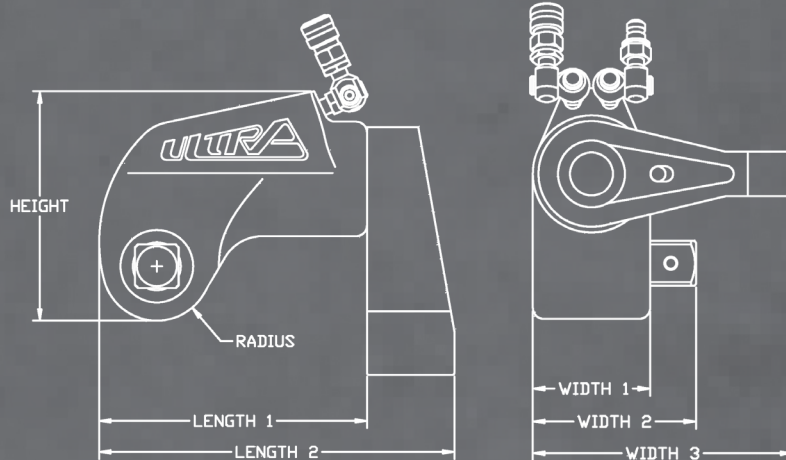


### THE POWER INSIDE

1. PATENTED MONO-BODY HOUSING
2. BALANCED DRIVE ROD
3. MULTI-TOOTH DRIVE SEGMENT
4. ANTI-BACK LASH MECHANISM
5. LASER ENGRAVED TORQUE CHART
6. MULTI-TOOTH RATCHET
7. ONE PIECE DRIVE PLATE
8. PUSH-THROUGH DRIVE
9. SINGLE SEAL PISTON
10. DIRECT HOUSING REACTION
11. STEEL REACTION BOOT
12. LONG LENGTH REACTION ARM
13. REACTION ARM THUMB RELEASE BUTTON
14. QUICK CONNECT NO-DRIP COUPLERS
15. 360°X 360° DUAL INDEPENDENT MOVEMENT








WWW.TORCUP.COM

## POWER ENGINEERED


MODEL NUMBER	TU-2	TU-3	TU-5	TU-7	TU-11	TU-20	TU-27	TU-60
SQUARE DRIVE	3/4"	1"	1 1/2"	1 1/2"	1 1/2"	2 1/2"	2 1/2"	2 1/2"
MIN. TORQUE (ft/lbs)	127	330	550	740	1100	1940	2720	5800
MAX. TORQUE (ft/lbs)	1270	3330	5500	7400	11010	20625	27200	58000
MIN. TORQUE (nm)	172	447	745	1003	1491	2630	3687	7862
MAX. TORQUE (nm)	1722	4514	7457	10031	14925	27964	36872	78625
OUTPUT ACCURACY	+/-3%	+/-3%	+/-3%	+/-3%	+/-3%	+/-3%	+/-3%	+/-3%
REPEATABILITY	100%	100%	100%	100%	100%	100%	100%	100%
DUTY CYCLE	100%	100%	100%	100%	100%	100%	100%	100%
TOOL WEIGHT (lbs)	5.6	10.9	18.1	19.0	29.0	61.0	70.0	130.0
TOOL WEIGHT (kgs)	2.5	4.9	8.2	8.6	13.1	27.6	31.7	59.8
HEIGHT (in)	4.20	5.33	6.40	7.17	7.80	9.22	10.19	11.50
HEIGHT (mm)	106.7	135.3	162.6	182.1	198.1	234.3	258.8	292.1
LENGTH 1 (in)	4.82	6.40	7.91	8.84	9.79	9.44	12.32	15.38
LENGTH 1 (mm)	122.4	162.5	200.9	224.5	248.6	239.7	312.9	390.7
LENGTH 2 (in)	6.34	8.43	10.66	11.58	12.79	16.09	16.33	20.40
LENGTH 2 (mm)	161.0	214.1	270.7	294.1	324.8	408.9	414.8	518.2
RADIUS (in)	0.98	1.31	1.57	1.77	2.03	2.31	2.46	3.10
RADIUS (mm)	24.9	33.2	39.8	44.9	51.5	58.7	62.5	78.7
WIDTH 1 (in)	2.00	2.63	3.12	3.61	3.95	4.87	5.26	6.58
WIDTH 1 (mm)	50.8	66.8	79.2	91.7	100.3	123.6	133.6	167.1
WIDTH 2 (in)	2.79	3.68	4.64	5.06	5.43	7.15	7.57	8.89
WIDTH 2 (mm)	70.9	93.5	117.8	128.5	137.9	181.7	192.3	225.8
WIDTH 3 (in)	4.42	5.81	7.00	7.98	8.72	10.88	11.63	14.29
WIDTH 3 (mm)	112.3	147.6	177.8	202.7	221.5	276.4	295.4	363.0



# TU

SERIES  
SQUARE DRIVE  
HYDRAULIC TORQUE WRENCH

**DESIGN** - UNIQUE AND EXCLUSIVE  
**DURABLE** - HIGHEST GRADE ALLOYS  
**DEPENDABLE** - ROBUST 3 MOVING PARTS



EXTENDED  
REACTION TUBE



DIRECT HEX  
ADAPTOR



END CAP  
PROTECTOR



HOUSING  
REACTION  
PAD



NON PUSH THRU  
SQUARE DRIVE



WIDE BOOT  
REACTION ARM



## Worldwide Headquarters

1025 Conroy Place  
Easton, PA 18040 USA  
TOLL FREE: 1-888-TorcUP-1  
TELEPHONE: 1-610-250-5800  
FAX: 1-610-250-2700  
[www.torcup.com](http://www.torcup.com)



## TU SERIES

Made In USA

Eight Models From 127 ft/lbs to  
58,000 ft/lbs

Every Unit Calibrated In  
ISO17025 Laboratory

Manufactured With AQ  
Certified Alloys

Genuine TorcUP Design

Patented Mono-Body Housing

## CARRYING CASE



Catalog 2017

TorcUP products are subject to continual development and TorcUP reserves the right to make changes to the specifications and design of their products without prior notice. All rights are reserved. Reproduction in whole or in part without permission of TorcUP Inc. is prohibited.